

Ritchey

handcrafted bicycles

RITCHEY

By Tom.



built for speed
every ounce

The New Project-20

■ Delivered to Team Ritchey during the 1994 World Cup season, this 20 pound project race bike establishes another milestone in Tom Ritchey's refinements of mountain bike frame and component technology. Through the evolution of the "P-bike" series, successive frames have become lighter and yet stayed as strong as their predecessors. New Logic WCS Ti pedals, Logic Compact Socket dropouts, titanium threadless stem, and other WCS components create a World Cup winning weapon. This TIG-welded, fillet brazed bike delivers the ultimate light and lively feel. Now that you and your competition know about it, who's going to get to the finish line first?

Components: Pro WCS group (with Fuzzy Logic threadless headset, special edition Ti stem, ProLite Ti bottom bracket, Rock 395 rims front and rear), Shimano Deore XT 8-speed drivetrain, Gripshift, WCS barends, new WCS Ti clipless pedal, Ritchey ProElite wheelset

P-22

Evolution of a "P bike"

♦ The P-22 is the product of Tom's obsession with weight-saving innovation, which started with the first successful 23 pound race bike in 1989. This bike uses a mix of tough Logic Comp and Logic WCS tubing for a frame strong enough for the most aggressive riders in search of lightweight performance. New lightweight components including the Logic clipless pedal keep the overall weight at 22 pounds. Like all TIG-welded Ritcheys, this P-22 is hand fillet brazed at the seat collar, lower head tube, dropouts, and braze-ons by Tom.



Components: Logic Pro group, Shimano Deore XT 8-speed drivetrain, Gripshift, new Logic clipless pedal, new Vector saddle, Ritchey ProElite wheelset

■ Named after a twisty singletrack that drops off of Tom's backyard, the Crazy Pete is our new entry level mountain bike. A red hot blend of Logic Comp Prestige tubing and Ritchey components, this bike will seduce you into calling in sick to extend your weekend. Quickly becoming a top selling model, keep in mind you're still getting a TIG-welded and hand fillet brazed frame. Like all of Ritchey's hand finished bikes, the Crazy Pete receives the attention to detail and quality that Tom performs personally. 23.8 pounds (19").

Components: Logic group, Shimano Deore XT 7-speed drivetrain, XT top-mount shifters, Logic Expert barends, Mad-Max and Climb-Max tires

a fantastic
excuse to ride



Crazy

Pete

Lite Beam



ride at the speed of Lite

● The new Lite Beam integrates the enhanced handling of Softride's suspension system, used successfully by Team Ritchey. The composite suspension beam and spring dampened suspension stem effectively isolate the rider from washboard bumps and punishing ruts, keeping the wheels on the ground. The combination of the Softride beam and the super stiff Logic Prestige frame with oversized downtube make for a transcending ride that will allow you to virtually wrap around corners on twisty singletrack. One of the lightest "beam bikes" available anywhere at 24.8 pounds (19")!

Components: Pro WCS group (with Softride stem and beam, new Vector saddle, new Logic clipless pedals), Shimano Deore XT 8-speed drivetrain, Gripshift, WCS barends, Ritchey ProElite wheelset

Logic Group

Logic headset, ForceLite stem, ForceLite handlebar, True Grips Lite, Logic Expert barends, FD Expert seatpost, Logic Comp saddle, Logic brakeset, Logic Comp bottom bracket, Logic crankset, Shimano XT pedals with clips and straps, Mad-Max and Climb-Max 2.1 tires, Ritchey lightweight butyl tubes, Rock 440 rims, Logic 2.0/1.7 spokes, Shimano DX 7-speed hubs, 7-speed 12-28 cassette, DX skewers, XT derailleurs, XT chain, XT top-mount shifters.



Logic Comp Group

Logic headset, ForceLite stem, CompLite handlebar, True Grips Lite, Logic Expert barends, FD Expert seatpost, Logic ProLite saddle, Logic brakeset, Logic Comp bottom bracket, Logic crankset, Logic clipless pedals, Alfa-Bite and Omega-Bite WCS 2.1 tires, Ritchey lightweight butyl tubes, Rock 440 rims, Logic 2.0/1.7 spokes, Shimano XT 8-speed hubs, XT 8-speed cassette, DX skewers, XT derailleurs, XT chain, Gripshift.



Logic Pro Group

Logic Comp headset, Logic Comp stem, ProLite handlebar, True Grips Lite, Logic Expert barends, FD Comp seatpost, Vector saddle, Logic brakeset, Logic Pro bottom bracket, Logic crankset, Logic clipless pedals, Z-Max WCS 2.1 tires, Ritchey lightweight butyl tubes, Rock 395 front/415 rear rims, Logic 1.8/1.5 front 2.0/1.7 rear spokes, Shimano XT 8-speed rear/Ultegra front hub, XT 8-speed cassette, Lightening Rod skewers, XT derailleurs, XT chain, Gripshift.

Pro WCS Group

WCS headset, WCS stem, WCS handlebar, True Grips WCS, WCS barends, WCS seatpost, WCS Ti saddle, WCS brakeset, Prolite bottom bracket, Logic Compact crankset, WCS Ti clipless pedals, Z-Max S.C. WCS 1.9 tires, WCS Butex tubes, Rock 395 front/415 rear rims, Logic 1.8/1.5 spokes with alloy nipples, Shimano XT 8-speed hubs/Ultegra front hub, XT 8-speed 11-28 cassette, Lightening Rod Ti skewers, XT derailleurs, Sedis chain, Gripshift.

RITCHEY

By Tom.

Ritchey Design, Inc. • 1326 Hancock Street • Redwood City, CA 94061

tel (415) 368-4018 • fax (415) 368-0840

Ritchey International • Palazzo Cedro, Suite 9 • Via Casserinetta 7 • 6900 Lugane, Switzerland

tel (41) 91-55-2930 • fax (41) 91-55-2935



the big one you've been waiting for

■ Suspension needs vary by terrain, and so a suspension fork may be your best choice when it comes to improving your ride. The Comp Shocker's geometry harmonizes the handling of a handfinished Ritchey with the bump-absorbing characteristics of a suspension fork. At the heart of the ride is the lightweight but tough Logic Comp Prestige tubing, assembled with top-performing Logic components. This frame and its components are ready for action, piloted by you or the most agro rider. It will take an earthquake to rock this bike from its path! 24.8 pounds (19").

Components: Logic Comp group (with new Fuzzy Logic threadless headset), Shimano Deore XT 8-speed drivetrain, Gripshift, new Logic clipless pedal, Alfa-Bite and Omega-Bite WCS tires, Logic Expert barends

Comp Shocker

Everest

● Classic. Limited edition. Handmade. If these words make your heart rate jump and your legs fill with lactic acid, this bike is for you. Put together the smooth fillet joints, the matching custom painted fillet brazed stem, and full use of Ritchey components, and you have the Ritchey Everest. If you're looking for a collector's edition bike to keep in your stable, look no further. Now jump that fallen tree. Power up a steep bank. Dive onto your favorite singletrack. Or trek across the outback. This bike disappears as you become one with the trail. That's the magic of Ritchey's geometry and hand construction. Custom frame options, paint, and components. 22.8 pounds (19").

Components: Logic Pro group (with WCS headset, WCS barends, Rock 415 rims front and rear, Logic 2.0/1.7 spokes with alloy nipples, and XT 8-speed hubs), Shimano Deore XT 8-speed drivetrain, and new Logic clipless pedal



it's time to climb
to the top

Skyliner tandem

◆ When you're going twice the speed, shouldn't you be on handmade quality? Tandeming with two hammerheads can generate surprising speed on or off the trail. You need a bike that's stiff, stable, and handles precisely. Captain and stoker will appreciate their togetherness and ability to synchronize as never before with a tandem that allows more precise control. To own a Ritchey Skyliner is to own one of only a few that have been hand fillet brazed by Tom. 42 pounds.



Components: a mix of Logic and Logic Comp groups, with oversized Logic headset, ForceLite stems, CompLite handlebars, True Grip Lites, Logic Expert barends, Force Directional Expert seatposts, Logic Comp saddles, Logic brakeset, Logic Comp bottom bracket, Logic Tandem crankset (26-38-54, 38-38), Logic clipless pedals, Alfa-Bite and Omega-Bite WCS 2.1 tires, Ritchey lightweight butyl tubes, Rock SC 36 hole rims, Logic 2.0/1.7 spokes with brass nipples, Shimano XT 8-speed hubs, XT 8-speed cassette, XT derailleurs, XT chain, Gripshift.

● Light-speed pacelines, hairy field sprints, and white-knuckled descents are what the Road Logic is all about. Super light oversized Logic Prestige tubing gives the frame its stiff and light feel. Tom's road fork, with its investment cast internal crown adds awesome steering and dampening. Test-piloted on his personal hammer sessions through off-camber hairpins, steep fireroads, and narrow singletrack, the Road Logic provides mountain bike durability in the form of a road racing frame. Frame 3.6 pounds, fork 1.3 pounds (56cm) (frame not shown).



● The ultimate road frame for the discerning cyclist. Handmade by Tom Ritchey, the man who started making his own frames for road racing as a junior in 1972, the frame is delicately fillet brazed to perfection. The racing machine that results is possibly the best steel road frame ever made, providing the responsive stiffness, lively feel, and phenomenal handling characteristics that Ritchey-designed steel tubing deliver. Made in extremely limited quantities. Frame 3.6 pounds, fork 1.3 pounds (56cm) (shown in both photos).

Road Classic

Project-20

Logic WCS Prestige tubing, Logic Prestige fork, new Logic Compact Socket dropouts, TIG-welded and hand fillet brazed construction, slotted cable guide and two sets of bottle braze-ons, bolt seat binder, Team Fade paint job

Frame size center-top	A H.T.*	B S.T.*	C T.T.	D C.S.	E wbas	F f rake	G B.B.
15	70.5	75	21	16.8	40.6	1.8	11.3
16	71	74	21.4	16.8	40.9	1.8	11.3
17	71.5	74	21.8	16.8	41.2	1.8	11.3
18	71.5	74	22.2	16.8	41.6	1.8	11.3
19	71.5	74	22.5	16.8	41.9	1.8	11.3
20	71.5	74	22.8	16.9	42.2	1.8	11.4
21	71.5	74	23.1	16.9	42.5	1.8	11.4

Frame size center-top	A H.T.*	B S.T.*	C T.T.	D C.S.	E wbas	F f rake	G B.B.
14*	70.5	75	20.8	16.8	40.5	1.8	11.3
15	70.5	75	21	16.8	40.6	1.8	11.3
16	71	74	21.4	16.8	40.9	1.8	11.3
17	71.5	74	21.8	16.8	41.2	1.8	11.3
18	71.5	74	22.2	16.8	41.6	1.8	11.3
19	71.5	74	22.5	16.8	41.9	1.8	11.3
20	71.5	74	22.8	16.9	42.2	1.8	11.4
21	71.5	74	23.1	16.9	42.5	1.8	11.4
22*	71.5	74	23.4	16.9	42.8	1.8	11.4
23*	71.5	74	23.7	16.9	43.1	1.8	11.4

P-21

Logic WCS Prestige tubing, Logic Prestige fork, TIG-welded and hand fillet brazed (P-21) OR 100% hand fillet brazed construction (P-21 WCS), slotted cable guide and two sets of bottle braze-ons, bolt seat binder, Team Fade (P-21) OR Kandy Red (P-21 WCS) paint job
(* in table indicates P-21 WCS only)

P-22

Mix of Logic Comp and Logic WCS Prestige tubing, Logic fork, TIG-welded and hand fillet brazed construction, slotted cable guide and two sets of bottle braze-ons, bolt seat binder, Pepper Grey Metallic paint job

Frame Size center-top	A H.T.*	B S.T.*	C T.T.	D C.S.	E wbas	F f rake	G B.B.
14	70.5	75	20.8	16.8	40.3	1.8	11.3
15	70.5	75	21	16.8	40.5	1.8	11.3
16	71	74	21.3	16.8	40.7	1.8	11.3
17	71	74	21.6	16.8	41	1.8	11.3
18	71	74	22	16.8	41.3	1.8	11.3
19	71	74	22.3	16.9	41.6	1.8	11.4
20	71	74	22.7	16.9	42	1.8	11.4
21	71	74	23	16.9	42.3	1.8	11.4
22	71	74	23.3	16.9	42.6	1.8	11.4
23	71	74	23.6	16.9	42.9	1.8	11.4

Frame Size center-top	A H.T.*	B S.T.*	C T.T.	D C.S.	E wbas	F f rake	G B.B.
14	70.5	75	20.8	16.8	40.3	1.8	11.3
15	70.5	75	21	16.8	40.5	1.8	11.3
16	71	74	21.3	16.8	40.7	1.8	11.3
17	71	74	21.6	16.8	41	1.8	11.3
18	71	74	22	16.8	41.3	1.8	11.3
19	71	74	22.3	16.9	41.6	1.8	11.4
20	71	74	22.7	16.9	42	1.8	11.4
21	71	74	23	16.9	42.3	1.8	11.4
22	71	74	23.3	16.9	42.6	1.8	11.4
23	71	74	23.6	16.9	42.9	1.8	11.4

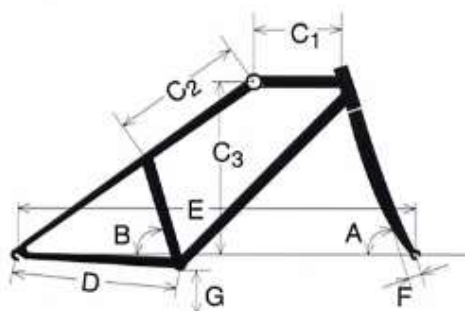
Crazy Pete

Logic Comp Prestige tubing, Logic fork, TIG-welded and hand fillet brazed construction, slotted cable guide and two bottle braze-ons, bolt seat binder, Dark Green Metallic paint job

Lite Beam

Frame size center-top	A H.T.*	B S.T.*	C1	C2	C3	D C.S.	E wbas	F f rake	G B.B.
16-18	72	72	9.1	13.9	17.1	16.9	41.7	1.8	11.4
19-20	72	72	9.8	13.7	17.9	16.9	42.1	1.8	11.4
21-22	72	72	10.7	13.6	19.3	16.9	42.5	1.8	11.4

Logic Prestige tubing, Logic Prestige fork, TIG-welded and hand fillet brazed construction, slotted cable guide and two sets of bottle braze-ons, bolt seat binder, Team Fade paint job



Ask about the upcharge options available for paint, Ritchey components, and drivetrain components on all bikes.

Comp Shocker

Logic Comp Prestige tubing, suspension fork, TIG-welded and hand fillet brazed construction, slotted cable guide and two sets of bottle braze-ons, bolt seat binder, Sovereign Blue Metallic paint job

Frame Size Center-Top	A H.T.*	B S.T.*	C T.T.	D C.S.	E wbas	F rake	G B.B.
14	70.5	75	20.8	16.8	40.3	1.8	11.3
15	70.5	75	21	16.8	40.5	1.8	11.3
16	71	74	21.3	16.8	40.7	1.8	11.3
17	71	74	21.6	16.8	41	1.8	11.3
18	71	74	22	16.8	41.3	1.8	11.3
19	71	74	22.3	16.9	41.6	1.8	11.4
20	71	74	22.7	16.9	42	1.8	11.4
21	71	74	23	16.9	42.3	1.8	11.4
22	71	74	23.3	16.9	42.6	1.8	11.4
23	71	74	23.6	16.9	42.9	1.8	11.4

Frame size center-top	A H.T.*	B S.T.*	C T.T.	D C.S.	E wbas	F rake	G B.B.
15	70	73.5	21	16.8	41	1.8	11.3
16	70	73.5	21	16.8	41	1.8	11.3
17	70	73.5	21.4	16.8	41.4	1.8	11.3
18	70.5	73.5	21.8	16.8	41.6	1.8	11.3
19	70.5	73.5	22.2	16.9	42	1.8	11.3
20	70.5	73.5	22.5	16.9	42.3	1.8	11.5
21	70.5	73.5	22.8	16.9	42.6	1.8	11.5
22	70.5	73.5	23.1	16.9	42.9	1.8	11.5
23	70.5	73.5	23.4	16.9	43.2	1.8	11.5

Everest

Logic Comp Prestige tubing, Logic Prestige fillet brazed fork, 100% hand fillet brazed construction, slotted cable guide and two sets of bottle braze-ons, bolt seat binder, Custom Imron Metallic or Kandy paint job

Road Logic

Ritchey Road Logic O.S. Prestige tubing, Logic Prestige fork with investment cast internal crown, TIG-welded and hand fillet brazed construction, slotted cable guide and two sets of bottle braze-ons, bolt seat binder, Imron Red, White, or Black paint job

Frame size center-top	A H.T.*	B S.T.*	C T.T.	D C.S.	E wbas	F rake	G B.B.
48cm	73	75	51.5	41	95.5	4.3	26.8
50cm	73	74.5	53	41	96	4.3	26.8
52cm	73.5	73.5	54	41	96	4.3	27
54cm	73.5	73.5	55	41.5	97	4.3	27
56cm	73.5	73.5	56	41.5	98	4.3	27
58cm	73.5	73.5	57.5	41.5	99.5	4.3	27
60cm	74	73.5	59	41.5	100.5	4.4	27.2
62cm	74	73.5	60	41.5	101.5	4.4	27.2

Frame size center-top	A H.T.*	B S.T.*	C T.T.	D C.S.	E wbas	F rake	G B.B.
48cm	73	75	51.5	41	95.5	4.3	26.8
50cm	73	74.5	53	41	96	4.3	26.8
52cm	73.5	73.5	54	41	96	4.3	27
54cm	73.5	73.5	55	41.5	97	4.3	27
56cm	73.5	73.5	56	41.5	98	4.3	27
58cm	73.5	73.5	57.5	41.5	99.5	4.3	27
60cm	74	73.5	59	41.5	100.5	4.4	27.2
62cm	74	73.5	60	41.5	101.5	4.4	27.2

Road Classic

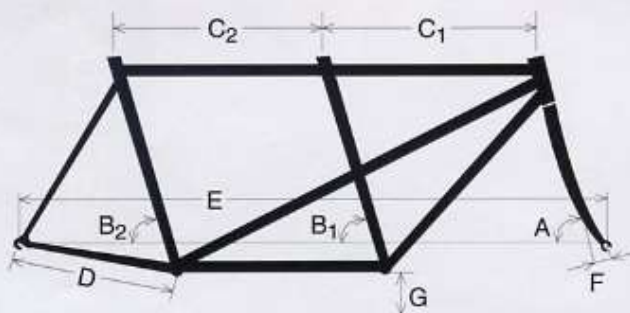
Ritchey Road Logic O.S. Prestige tubing, Logic Prestige fork with investment cast internal crown, 100% hand fillet brazed construction, slotted cable guide and two sets of bottle braze-ons, bolt seat binder, Custom Imron Metallic paint job

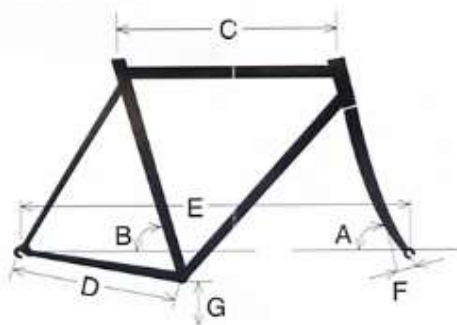
Skyliner

Frame size center-top	A H.T.*	B1 S.T.*	B2 S.T.*	C1 T.T.	C2 T.T.	D C.S.	E wbas	F rake	G B.B.
20x19	71.5	73	73	22.6	26	17	68	2	11.5
21x19	71.5	73	73	22.6	26	17	68	2	11.5
22x19	71.5	73	73	22.6	26	17	68	2	11.5
23x19	71.5	73	73	22.6	26	17	68	2	11.5

Ritchey special O.S. tandem tubing; Logic O.S. fillet brazed fork; 100% hand fillet brazed construction; front rack, rear rack, and bottle braze-ons; bolt seat binder front, Lightning Rod QR rear; Custom Imron Metallic paint job

All specifications subject to change without notice.





Color Choices left to right: Dark Green Metallic, Sovereign Blue Metallic, Kandy Apple Red, Pepper Grey Metallic, Kandy Purple, Oriental Blue Metallic



Guarantee

Every Ritchey frameset is guaranteed to be free from manufacturing defects in workmanship for the life of the original owner. Due to the inherently dangerous nature of off road riding, a frame, fork, or component may bend or break because of extreme riding conditions and not because of any defect in the workmanship or product design.

Riders choosing the super light P-22, P-21, P-21 WCS, and P-20 models should do so with care, taking into consideration their own expertise and knowledge of bicycles.

A full statement of warranty applicable to Ritchey frame sets, which is granted only to the original purchaser, is available upon request.

RITCHEY

By Tom.